



### District Report Card: 2017


<b>State:</b> Gujarat	<b>District:</b> Surendranagar
<b>Class:</b> 5	<b>Subject:</b> Language
<b>Schools:</b> 61	<b>Students:</b> 1390


### Participation/Coverage


#### Students

<b>GENDER</b> 	Boys		Girls	
	Number	%	Number	%
	716	51.51	674	48.49

<b>AREA</b> 	Rural		Urban	
	Number	%	Number	%
	1111	79.93	279	20.07

<b>CATEGORY</b> 	SC		ST		OBC		GEN	
	Number	%	Number	%	Number	%	Number	%
	162	11.65	45	3.24	1127	81.08	56	4.03

<b>CWSN</b> 	LD	VI	HI	S&LD	ID	Oth
	1	4	0	1	7	29

<b>Management</b> 	Government		Government-aided	
	Number	%	Number	%
	1332	95.83	58	4.17

### Average Performance of Students in Language (%)

Overall	Gender		Area		Management		Social Group			
	Male	Female	Rural	Urban	Govt.	Aided	SC	ST	OBC	GEN
49.14	47.13	51.27	48.88	50.16	49.35	44.14	51.48	38.96	49.30	47.14

## Performance on Learning Outcomes (LOs)

Learning Outcomes	Description	Average Performance(%)
L504	Reads and comprehends independently storybooks, news items/ headlines, advertisements etc.	47.08
L508	Reads text with comprehension, locates details and sequence of events	50.17

Range of Performance of Students who Answered Correctly							
Below 30%		30% - 50%		50% - 75%		Above 75%	
Number	%	Number	%	Number	%	Number	%
283	20.36	446	32.09	510	36.69	151	10.86

### Lowest Performing Learning Outcomes (LOs)

- 1 - Reads and comprehends independently storybooks, news items/ headlines, advertisements etc. (47.08)
- 2 - Reads text with comprehension, locates details and sequence of events (50.17)